



Example **PORTA-GANTRY** system configurations include: (Custom units and other beam lengths and trolleys available)

PG0500 systems:

PGSS00500S-2500: PORTA-GANTRY lightweight, aluminium gantry system rated at WLL 500kg, as a **Small** configuration c/w 2500mm beam, unique captive beam trolley with manual locking mechanism & 360° swivel locking castor wheels. **Comprising:**

- **2 x PGAS00500S** = WLL 500kg "Small" A-Frames:
 - Adjustable height **1.605 to 2.355m** max. under lifting eye with 150mm increments
 - A-frame base width is 1220mm
 - 360° swivel, load bearing, locking castor wheels
 - Weight of the A-frames = 33kg each
- **PGBS00500-2500A** = WLL 500kg "A-section" 2500mm beam with:
 - 1.58m adjustable clear span at maximum setting
 - 200mm increments
 - Weight of the beam = 19kg
- **PGTZS00500** = WLL 500 Trolley, unique captive beam trolley with manual locking mechanism & master link
 - Weight = 7.2kg




PGSS00500M-3920: PORTA-GANTRY lightweight, aluminium gantry system rated at WLL 0500kg, as a **Medium** configuration c/w 3920mm beam, unique captive beam trolley with manual locking mechanism & 360° swivel locking castor wheels. **Comprising:**

- **2 x PGAS00500M** = WLL 500kg "Medium" A-Frames:
 - Adjustable height **2.101 to 2.851m** max. under lifting eye with 150mm increments
 - A-frame base width is 1429mm
 - 360° swivel, load bearing, locking castor wheels
 - Weight of the A-frames = 40kg each
- **PGBS00500-3920A** = WLL 500kg "A-section" 3920mm beam with:
 - 3.00m adjustable clear span at maximum setting
 - 200mm increments
 - Weight of beam = 29kg
- **PGTZS00500** = WLL 500kg, unique captive beam trolley with manual locking mechanism & master link
 - weight = 7.2kg



PGSS00500I-4570: PORTA-GANTRY lightweight, aluminium gantry system rated at WLL 0500kg, as an **Intermediate** configuration c/w 4570mm beam, unique captive beam trolley with manual locking mechanism & 360° swivel locking castor wheels. **Comprising:**

- **2 x PGAS00500I** = WLL 500kg "Intermediate" A-Frames:
 - Adjustable height **2.188 to 3.188m** max. under lifting eye with 200mm increments
 - A-frame base width is 1726mm
 - 360° swivel, load bearing, locking castor wheels



PORTA-GANTRY® 500 - 5000 Kg

Unique portable gantry system that can safely lift to 5000kg, with manual assembly on just 4 bolts.



500 - 5000Kg WLL



1-4



92-294Kg flatpack



3 People

- Weight of the A-frames = 46kg each
- **PGBS00500-4570A** = WLL 500kg "A-section" 4570mm beam with:
 - Adjustable 3.65m clear span at maximum setting
 - 200mm increments
 - Weight of beam = 33kg
- **PGTZS00500** = WLL 500kg, unique captive beam trolley with manual locking mechanism & master link
 - Weight = 7.2kg

PGSS00500T-4570: PORTA-GANTRY lightweight, aluminium gantry system rated at WLL 500kg, as a **Tall** configuration c/w 4570mm beam, unique captive beam trolley with manual locking mechanism & 360° swivel locking castor wheels. **Comprising:**

- **2 x PGAS00500T** = WLL 500kg "Tall" A-Frames:
 - Adjustable height **2.879 to 4.079m** max. under lifting eye with 200mm increments
 - A-frame base width is 2011mm
 - 360° swivel, load bearing, locking castor wheels
 - Weight of the A-frames = 51kg each
- **PGBS00500-4570A** = WLL 500kg "A-section" 4570mm beam with:
 - Adjustable 3.65m clear span at maximum setting
 - 200mm increments
 - Weight of beam = 33kg
- **PGTZS00500** = WLL500 Trolley, unique captive beam trolley with manual locking mechanism & master link
 - Weight = 7.2kg

PGSS00500TC4-4570: PORTA-GANTRY lightweight, aluminium gantry system rated at WLL 500kg, as a "**CUSTOM Tall (TC4)**" configuration c/w 4570mm beam, unique captive beam trolley with manual locking mechanism & 360° swivel locking castor wheels.

Comprising:

- **2 x PGAS00500TC4** = WLL 500kg "**CUSTOM Tall (TC4)**" A-Frames:
 - Adjustable height **3.1 to 4.5m** max. under lifting eye with 200mm increments
 - A-frame base width is 2222mm
 - 360° swivel, load bearing, locking castor wheels
 - Ratchet system to assist beam height adjustment
 - Weight of the A-frames = 80kg each
- **PGBS00500-4570A** = WLL 500kg "A-section" 4570mm beam with:
 - Adjustable 3.65m clear span at maximum setting
 - 200mm increments
 - Weight of beam = 33kg
- **PGTZS00500** = WLL500 Trolley, unique captive beam trolley with manual locking mechanism & master link
 - Weight = 7.2kg

Please note the ratchet system attached to each A-frame for assisting with lifting the beam system is **not** for raising or lowering the load to be lifted.

Tel: +44 (0)1291 620796

www.reidlifting.com



PORTA-GANTRY[®] 500 - 5000 Kg

Unique portable gantry system that can safely lift to 5000kg, with manual assembly on just 4 bolts.



500 - 5000Kg WLL



1-4



92-294Kg flatpack



3 People

PGSS00500TC3-4570: PORTA-GANTRY lightweight, aluminium gantry system rated at WLL 500kg, as a "**CUSTOM Tall (TC3)**" configuration c/w 4570mm beam, unique captive beam trolley with manual locking mechanism & 360° swivel locking castor wheels.

Comprising:

- **2 x PGAS00500TC3** = WLL 500kg "**CUSTOM Tall (TC3)**" A-Frames:
 - Adjustable height **3.6 to 5.0m** max. under lifting eye with 200mm increments
 - A-frame base width is 2552mm
 - 360° swivel, load bearing, locking castor wheels
 - Weight of the A-frames = approx. 82kg each
 - Ratchet system to assist beam height adjustment
- **PGBS00500-4570A** = WLL 500kg "A-section" 4570mm beam with:
 - Adjustable 3.65m clear span at maximum setting
 - 200mm increments
 - Weight of beam = 33kg
- **PGTZS00500** = WLL500 Trolley, unique captive beam trolley with manual locking mechanism & master link
 - Weight = 7.2kg

Please note the ratchet system attached to each A-frame for assisting with lifting the beam system is **not** for raising or lowering the load to be lifted.

PGSS00500TC2-4570: PORTA-GANTRY lightweight, aluminium gantry system rated at WLL 500kg, as a "**CUSTOM Tall (TC2)**" configuration c/w 4570mm beam, unique captive beam trolley with manual locking mechanism & 360° swivel locking castor wheels.

Comprising:

- **2 x PGAS00500TC2** = WLL 500kg "**CUSTOM Tall (TC2)**" A-Frames:
 - Adjustable height **4.1 to 5.5m** max. under lifting eye with 200mm increments
 - A-frame base width is 2730mm
 - 360° swivel, load bearing, locking castor wheels
 - Ratchet system to assist beam height adjustment
 - Weight of the A-frames = 87kg each
- **PGBS00500-4570A** = WLL 500kg "A-section" 4570mm beam with:
 - Adjustable 3.65m clear span at maximum setting
 - 200mm increments
 - Weight of beam = 33kg
- **PGTZS00500** = WLL500 Trolley, unique captive beam trolley with manual locking mechanism & master link
 - Weight = 7.2kg

Please note the ratchet system attached to each A-frame for assisting with lifting the beam system is **not** for raising or lowering the load to be lifted.

PGSS00500TC1-4570: PORTA-GANTRY lightweight, aluminium gantry system rated at WLL 500kg, as a "**CUSTOM Tall (TC1)**"

Tel: +44 (0)1291 620796

www.reidlifting.com



PORTA-GANTRY® 500 - 5000 Kg

Unique portable gantry system that can safely lift to 5000kg, with manual assembly on just 4 bolts.



500 - 5000Kg WLL



1-4



92-294Kg flatpack



3 People

configuration c/w 4570mm beam, unique captive beam trolley with manual locking mechanism & 360° swivel locking castor wheels.

Comprising:

- **2 x PGAS00500TC1** = WLL 500kg "CUSTOM Tall (TC1)" A-Frames:
 - Adjustable height **4.464 to 5.864m** max. under lifting eye with 200mm increments
 - A-Frame base is 2730mm
 - 360° swivel, load bearing, locking castor wheels
 - Ratchet system to assist beam height adjustment
 - Weight of the A-frames = 95kg each
- **PGBS00500-4570A** = WLL 500kg "A-section" 4570mm beam with:
 - Adjustable 3.65m clear span at maximum setting
 - 200mm increments
 - Weight of beam = 33kg
- **PGTZO0500** = WLL500 Trolley, unique captive beam trolley with manual locking mechanism & master link
 - Weight = 7.2kg

Please note the ratchet system attached to each A-frame for assisting with lifting the beam system is **not** for raising or lowering the load to be lifted.

PG1000 systems:

PGSS01000S-2500: PORTA-GANTRY lightweight, aluminium gantry system rated at WLL 1000kg, as a **Small** configuration c/w 2500mm beam, unique captive beam trolley with manual locking mechanism & 360° swivel locking castor wheels. **Comprising:**

- **2 x PGAS01000S** = WLL 1000kg "Small" A-Frames:
 - Adjustable height **1.605 to 2.355m** max. under lifting eye with 150mm increments
 - A-frame base width is 1220mm
 - 360° swivel, load bearing, locking castor wheels
 - Weight of the A-frames = 33kg each
- **PGBS01000-2500A** = WLL 1000kg "A-section" 2500mm beam with:
 - 1.58m adjustable clear span at maximum setting
 - 200mm increments
 - Weight of the beam = 19kg
- **PGTZO1000** = WLL 1000 Trolley, unique captive beam trolley with manual locking mechanism & master link
 - Weight = 7.2kg



PGSS01000M-3920: PORTA-GANTRY lightweight, aluminium gantry system rated at WLL 1000kg, as a **Medium** configuration c/w 3920mm beam, unique captive beam trolley with manual locking mechanism & 360° swivel locking castor wheels. **Comprising:**

- **2 x PGAS01000M** = WLL 1000kg "Medium" A-Frames:
 - Adjustable height **2.101 to 2.851m** max. under lifting eye with 150mm increments
 - A-frame base width is 1429mm
 - 360° swivel, load bearing, locking castor wheels



Tel: +44 (0)1291 620796

www.reidlifting.com

REID
LIFTING
LIGHTWEIGHT | PORTABLE | SAFE

PORTA-GANTRY® 500 - 5000 Kg

Unique portable gantry system that can safely lift to 5000kg, with manual assembly on just 4 bolts.



500 - 5000Kg WLL



1-4



92-294Kg flatpack



3 People

- Weight of the A-frames = 40kg each
- **PGBS01000-3920A** = WLL 1000kg "A-section" 3920mm beam with:
 - 3.00m adjustable clear span at maximum setting
 - 200mm increments
 - Weight of beam = 29kg
- **PGTZO1000** = WLL 1000kg, unique captive beam trolley with manual locking mechanism & master link
 - weight = 7.2kg

PGSS01000I-4570: PORTA-GANTRY lightweight, aluminium gantry system rated at WLL 1000kg, as an **Intermediate** configuration c/w 4570mm beam, unique captive beam trolley with manual locking mechanism & 360° swivel locking castor wheels. **Comprising:**

- **2 x PGAS01000I** = WLL 1000kg "Intermediate" A-Frames:
 - Adjustable height **2.188 to 3.188m** max. under lifting eye with 200mm increments
 - A-frame base width is 1726mm
 - 360° swivel, load bearing, locking castor wheels
 - Weight of the A-frames = 46kg each
- **PGBS01000-4570A** = WLL 1000kg "A-section" 4570mm beam with:
 - Adjustable 3.65m clear span at maximum setting
 - 200mm increments
 - Weight of beam = 34kg
- **PGTZO1000** = WLL 1000kg, unique captive beam trolley with manual locking mechanism & master link
 - Weight = 7.2kg



PGSS01000T-4570: PORTA-GANTRY lightweight, aluminium gantry system rated at WLL 1000kg, as a **Tall** configuration c/w 4570mm beam, unique captive beam trolley with manual locking mechanism & 360° swivel locking castor wheels. **Comprising:**

- **2 x PGAS01000T** = WLL 1000kg "Tall" A-Frames:
 - Adjustable height **2.879 to 4.079m** max. under lifting eye with 200mm increments
 - A-frame base width is 2011mm
 - 360° swivel, load bearing, locking castor wheels
 - Weight of the A-frames = 51kg each
- **PGBS01000-4570A** = WLL 1000kg "A-section" 4570mm beam with:
 - Adjustable 3.65m clear span at maximum setting
 - 200mm increments
 - Weight of beam = 34kg
- **PGTZO1000** = WLL 1000 Trolley, unique captive beam trolley with manual locking mechanism & master link
 - Weight = 7.2kg



Shown here with optional ratchet for raising or lowering the beam.

PGSS01000TC4-4570: PORTA-GANTRY lightweight, aluminium gantry system rated at WLL 1000kg, as a **"CUSTOM Tall (TC4)"** configuration c/w 4570mm beam, unique captive beam trolley with manual locking mechanism & 360° swivel locking castor wheels.

Comprising:

Tel: +44 (0)1291 620796

www.reidlifting.com

REID
LIFTING
LIGHTWEIGHT | PORTABLE | SAFE

PORTA-GANTRY® 500 - 5000 Kg

Unique portable gantry system that can safely lift to 5000kg, with manual assembly on just 4 bolts.



500 - 5000Kg WLL



1-4



92-294Kg flatpack



3 People

- **2 x PGAS01000TC4** = WLL 1000kg "CUSTOM Tall (TC4)" A-Frames:
 - Adjustable height **3.1 to 4.5m** max. under lifting eye with 200mm increments
 - A-frame base width is 2222mm
 - 360° swivel, load bearing, locking castor wheels
 - Ratchet system to assist beam height adjustment
 - Weight of the A-frames = 80kg each
- **PGBS01000-4570A** = WLL 1000kg "A-section" 4570mm beam with:
 - Adjustable 3.65m clear span at maximum setting
 - 200mm increments
 - Weight of beam = 33kg
- **PGTZO1000** = WLL1000 Trolley, unique captive beam trolley with manual locking mechanism & master link
 - Weight = 7.2kg

Please note the ratchet system attached to each A-frame for assisting with lifting the beam system is **not** for raising or lowering the load to be lifted.

PGSS01000TC3-4570: PORTA-GANTRY lightweight, aluminium gantry system rated at WLL 1000kg, as a "CUSTOM Tall (TC3)" configuration c/w 4570mm beam, unique captive beam trolley with manual locking mechanism & 360° swivel locking castor wheels.

Comprising:

- **2 x PGAS01000TC3** = WLL 1000kg "CUSTOM Tall (TC3)" A-Frames:
 - Adjustable height **3.6 to 5.0m** max. under lifting eye with 200mm increments
 - A-frame base width is 2552mm
 - 360° swivel, load bearing, locking castor wheels
 - Weight of the A-frames = approx. 82kg each
 - Ratchet system to assist beam height adjustment
- **PGBS01000-4570A** = WLL 1000kg "A-section" 4570mm beam with:
 - Adjustable 3.65m clear span at maximum setting
 - 200mm increments
 - Weight of beam = 33kg
- **PGTZO1000** = WLL1000 Trolley, unique captive beam trolley with manual locking mechanism & master link
 - Weight = 7.2kg

Please note the ratchet system attached to each A-frame for assisting with lifting the beam system is **not** for raising or lowering the load to be lifted.

PGSS01000TC2-4570: PORTA-GANTRY lightweight, aluminium gantry system rated at WLL 1000kg, as a "CUSTOM Tall (TC2)" configuration c/w 4570mm beam, unique captive beam trolley with manual locking mechanism & 360° swivel locking castor wheels.

Comprising:

- **2 x PGAS01000TC2** = WLL 1000kg "CUSTOM Tall (TC2)" A-Frames:
 - Adjustable height **4.1 to 5.5m** max. under lifting eye with 200mm increments
 - A-frame base width is 2730mm
 - 360° swivel, load bearing, locking castor wheels

Tel: +44 (0)1291 620796

www.reidlifting.com

REID
LIFTING
LIGHTWEIGHT | PORTABLE | SAFE

PORTA-GANTRY® 500 - 5000 Kg

Unique portable gantry system that can safely lift to 5000kg, with manual assembly on just 4 bolts.



500 - 5000Kg WLL



1-4



92-294Kg flatpack



3 People

- Ratchet system to assist beam height adjustment
- Weight of the A-frames = 87kg each
- **PGBS01000-4570A** = WLL 1000kg "A-section" 4570mm beam with:
 - Adjustable 3.65m clear span at maximum setting
 - 200mm increments
 - Weight of beam = 33kg
- **PGTZO1000** = WLL1000 Trolley, unique captive beam trolley with manual locking mechanism & master link
 - Weight = 7.2kg

Please note the ratchet system attached to each A-frame for assisting with lifting the beam system is **not** for raising or lowering the load to be lifted.

PGSS01000TC1-4570: PORTA-GANTRY lightweight, aluminium gantry system rated at WLL 1000kg, as a "CUSTOM Tall (TC1)" configuration c/w 4570mm beam, unique captive beam trolley with manual locking mechanism & 360° swivel locking castor wheels.

Comprising:

- **2 x PGAS01000TC1** = WLL 1000kg "CUSTOM Tall (TC1)" A-Frames:
 - Adjustable height **4.464 to 5.864m** max. under lifting eye with 200mm increments
 - A-Frame base is 2730mm
 - 360° swivel, load bearing, locking castor wheels
 - Ratchet system to assist beam height adjustment
 - Weight of the A-frames = 95kg each
- **PGBS01000-4570A** = WLL 1000kg "A-section" 4570mm beam with:
 - Adjustable 3.65m clear span at maximum setting
 - 200mm increments
 - Weight of beam = 33kg
- **PGTZO1000** = WLL1000 Trolley, unique captive beam trolley with manual locking mechanism & master link
 - Weight = 7.2kg

Please note the ratchet system attached to each A-frame for assisting with lifting the beam system is **not** for raising or lowering the load to be lifted.

PG2000 systems:

PGSS02000S-2500: PORTA-GANTRY lightweight, aluminium gantry system rated at WLL 2000kg, as a **Small** configuration c/w 2500mm beam, unique captive beam trolley with manual locking mechanism & 360° swivel locking castor wheels. **Comprising:**

- **2 x PGAS02000S** = WLL 2000kg "Small" A-Frames:
 - Adjustable height **1.605 to 2.355m** max. under lifting eye with 150mm increments
 - A-frame base width is 1220mm
 - 360° swivel, load bearing, locking castor wheels
 - Weight of the A-frames = 38kg each
- **PGBS02000-2500A** = WLL 2000kg "A-section" 2500mm beam with:
 - 1.58m adjustable clear span at maximum setting
 - 200mm increments



Tel: +44 (0)1291 620796

www.reidlifting.com

REID
LIFTING
LIGHTWEIGHT | PORTABLE | SAFE

PORTA-GANTRY® 500 - 5000 Kg

Unique portable gantry system that can safely lift to 5000kg, with manual assembly on just 4 bolts.



500 - 5000Kg WLL



1-4



92-294Kg flatpack



3 People

- Weight of the beam = 19kg
- **PGTZS02000** = WLL 2000 Trolley, unique captive beam trolley with manual locking mechanism & master link
 - Weight = 7.2kg

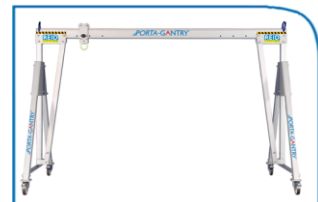
PGSS02000M-3920: PORTA-GANTRY lightweight, aluminium gantry system rated at WLL 2000kg, as a **Medium** configuration c/w 3920mm beam, unique captive beam trolley with manual locking mechanism & 360° swivel locking castor wheels. **Comprising:**

- **2 x PGAS02000M** = WLL 2000kg "Medium" A-Frames:
 - Adjustable height **2.101 to 2.851m** max. under lifting eye with 150mm increments
 - A-frame base width is 1429mm
 - 360° swivel, load bearing, locking castor wheels
 - Weight of the A-frames = 40kg each
- **PGBS02000-3920A** = WLL 2000kg "A-section" 3920mm beam with:
 - 3.00m adjustable clear span at maximum setting
 - 200mm increments
 - Weight of beam = 29kg
- **PGTZS02000** = WLL 2000kg, unique captive beam trolley with manual locking mechanism & master link
 - weight = 7.2kg



PGSS02000I-4570: PORTA-GANTRY lightweight, aluminium gantry system rated at WLL 2000kg, as an **Intermediate** configuration c/w 4570mm beam, unique captive beam trolley with manual locking mechanism & 360° swivel locking castor wheels. **Comprising:**

- **2 x PGAS02000I** = WLL 2000kg "Intermediate" A-Frames:
 - Adjustable height **2.188 to 3.188m** max. under lifting eye with 200mm increments
 - A-frame base width is 1726mm
 - 360° swivel, load bearing, locking castor wheels
 - Weight of the A-frames = 46kg each
- **PGBS02000-4570A** = WLL 2000kg "A-section" 4570mm beam with:
 - Adjustable 3.65m clear span at maximum setting
 - 200mm increments
 - Weight of beam = 34kg
- **PGTZS02000** = WLL 2000kg, unique captive beam trolley with manual locking mechanism & master link
 - Weight = 7.2kg



PGSS02000T-4570: PORTA-GANTRY lightweight, aluminium gantry system rated at WLL 2000kg, as a **Tall** configuration c/w 4570mm beam, unique captive beam trolley with manual locking mechanism & 360° swivel locking castor wheels. **Comprising:**

- **2 x PGAS02000T** = WLL 2000kg "Tall" A-Frames:
 - Adjustable height **2.879 to 4.079m** max. under lifting eye with 200mm increments
 - A-frame base width is 2011mm
 - 360° swivel, load bearing, locking castor wheels
 - Weight of the A-frames = 51kg each



Tel: +44 (0)1291 620796

www.reidlifting.com

REID
LIFTING
LIGHTWEIGHT | PORTABLE | SAFE

PORTA-GANTRY® 500 - 5000 Kg

Unique portable gantry system that can safely lift to 5000kg, with manual assembly on just 4 bolts.



500 - 5000Kg WLL



1-4



92-294Kg flatpack



3 People

- **PGBS02000-4570A** = WLL 2000kg "A-section" 4570mm beam with:
 - Adjustable 3.65m clear span at maximum setting
 - 200mm increments
 - Weight of beam = 34kg
- **PGTZO2000** = WLL 2000 Trolley, unique captive beam trolley with manual locking mechanism & master link
 - Weight = 7.2kg

Shown here with optional ratchet for raising or lowering the beam.

PGSS02000TC4-4570: PORTA-GANTRY lightweight, aluminium gantry system rated at WLL 2000kg, as a "**CUSTOM Tall (TC4)**" configuration c/w 4570mm beam, unique captive beam trolley with manual locking mechanism & 360° swivel locking castor wheels.

Comprising:

- **2 x PGAS02000TC4** = WLL 2000kg "**CUSTOM Tall (TC4)**" A-Frames:
 - Adjustable height **3.1 to 4.5m** max. under lifting eye with 200mm increments
 - A-frame base width is 2222mm
 - 360° swivel, load bearing, locking castor wheels
 - Ratchet system to assist beam height adjustment
 - Weight of the A-frames = 80kg each
- **PGBS02000-4570A** = WLL 2000kg "A-section" 4570mm beam with:
 - Adjustable 3.65m clear span at maximum setting
 - 200mm increments
 - Weight of beam = 33kg
- **PGTZO2000** = WLL2000 Trolley, unique captive beam trolley with manual locking mechanism & master link
 - Weight = 7.2kg

*Please note the ratchet system attached to each A-frame for assisting with lifting the beam system is **not** for raising or lowering the load to be lifted.*

PGSS02000TC3-4570: PORTA-GANTRY lightweight, aluminium gantry system rated at WLL 2000kg, as a "**CUSTOM Tall (TC3)**" configuration c/w 4570mm beam, unique captive beam trolley with manual locking mechanism & 360° swivel locking castor wheels.

Comprising:

- **2 x PGAS02000TC3** = WLL 2000kg "**CUSTOM Tall (TC3)**" A-Frames:
 - Adjustable height **3.6 to 5.0m** max. under lifting eye with 200mm increments
 - A-frame base width is 2552mm
 - 360° swivel, load bearing, locking castor wheels
 - Weight of the A-frames = approx. 82kg each
 - Ratchet system to assist beam height adjustment
- **PGBS02000-4570A** = WLL 2000kg "A-section" 4570mm beam with:
 - Adjustable 3.65m clear span at maximum setting
 - 200mm increments
 - Weight of beam = 33kg
- **PGTZO2000** = WLL2000 Trolley, unique captive beam trolley with manual locking mechanism & master link

Tel: +44 (0)1291 620796

www.reidlifting.com



PORTA-GANTRY® 500 - 5000 Kg

Unique portable gantry system that can safely lift to 5000kg, with manual assembly on just 4 bolts.



500 - 5000Kg WLL



1-4



92-294Kg flatpack



3 People

- Weight = 7.2kg

Please note the ratchet system attached to each A-frame for assisting with lifting the beam system is **not** for raising or lowering the load to be lifted.

PGSS02000TC2-4570: PORTA-GANTRY lightweight, aluminium gantry system rated at WLL 2000kg, as a "CUSTOM Tall (TC2)" configuration c/w 4570mm beam, unique captive beam trolley with manual locking mechanism & 360° swivel locking castor wheels.

Comprising:

- **2 x PGAS02000TC2** = WLL 2000kg "CUSTOM Tall (TC2)" A-Frames:
 - Adjustable height **4.1 to 5.5m** max. under lifting eye with 200mm increments
 - A-frame base width is 2730mm
 - 360° swivel, load bearing, locking castor wheels
 - Ratchet system to assist beam height adjustment
 - Weight of the A-frames = 87kg each
- **PGBS02000-4570A** = WLL 2000kg "A-section" 4570mm beam with:
 - Adjustable 3.65m clear span at maximum setting
 - 200mm increments
 - Weight of beam = 33kg
- **PGTZO2000** = WLL2000 Trolley, unique captive beam trolley with manual locking mechanism & master link
 - Weight = 7.2kg

Please note the ratchet system attached to each A-frame for assisting with lifting the beam system is **not** for raising or lowering the load to be lifted.

PGSS01700TC1-4570: Customised PORTA-GANTRY aluminium gantry system rated at WLL 1700kg, as a "Custom Tall (TC1)" configuration c/w 4570mm beam, unique captive beam trolley with manual locking mechanism & 360° swivel locking castor wheels.

Comprising:

- **2 x PGAS01700TC1** = WLL 1700kg "Custom Tall TC1" A-Frames:
 - Adjustable height **4.664 to 5.864m** max. under lifting eye with 200mm increments
 - A-frame base width is 2727mm
 - 360° swivel, load bearing, locking castor wheels
 - Weight of the A-frames = 95kg each
 - Ratchet system to assist beam height adjustment
- **PGBS02000-4570B** = WLL 2000kg "B-section" 4570mm beam with:
 - Adjustable 3.65m clear span at maximum setting
 - 200mm increments
 - Weight of beam = 43kg
- **PGTZO2000** = WLL 2000 Trolley, unique captive beam trolley with manual locking mechanism & master link
 - Weight = 7.2kg

Please note the ratchet system attached to each A-frame for assisting with lifting the beam system is **not** for raising or lowering the load to be lifted.



Tel: +44 (0)1291 620796

www.reidlifting.com

REID
LIFTING
LIGHTWEIGHT | PORTABLE | SAFE



500 - 5000Kg WLL



1-4



92-294Kg flatpack



3 People

PG3000 systems:

PGSS03000S-2500: PORTA-GANTRY lightweight, aluminium gantry system rated at WLL 3000kg, as a **Small** configuration c/w 2500mm beam, unique captive beam trolley with manual locking mechanism & 360° swivel locking castor wheels. **Comprising:**

- **2 x PGAS03000S** = WLL 3000kg "Small" A-Frames:
 - Adjustable height **1.660 to 2.410m** max. under lifting eye with 150mm increments
 - A-frame base width is 1220mm
 - 360° swivel, load bearing, locking castor wheels
 - Weight of the A-frames = 55kg each
- **PGBS03000-2500A** = WLL 3000kg "A-section" 2500mm beam with:
 - 1.58m adjustable clear span at maximum setting
 - 200mm increments
 - Weight of the beam = 19kg
- **PGTZO3000** = WLL 3000 Trolley, unique captive beam trolley with manual locking mechanism & master link
 - Weight = 7.2kg




PGSS03000M-3920: PORTA-GANTRY lightweight, aluminium gantry system rated at WLL 3000kg, as a **Medium** configuration c/w 3920mm beam, unique captive beam trolley with manual locking mechanism & 360° swivel locking castor wheels. **Comprising:**

- **2 x PGAS03000M** = WLL 3000kg "Medium" A-Frames:
 - Adjustable height **2.156 to 2.906m** max. under lifting eye with 150mm increments
 - A-frame base width is 1429mm
 - 360° swivel, load bearing, locking castor wheels
 - Weight of the A-frames = 60kg each
- **PGBS03000-3920B** = WLL 3000kg "B-section" 3920mm beam with:
 - 3.00m adjustable clear span at maximum setting
 - 200mm increments
 - Weight of beam = 36kg
- **PGTZO3000** = WLL 3000kg, unique captive beam trolley with manual locking mechanism & master link
 - weight = 7.2kg



PGSS03000I-4570: PORTA-GANTRY lightweight, aluminium gantry system rated at WLL 3000kg, as an **Intermediate** configuration c/w 4570mm beam, unique captive beam trolley with manual locking mechanism & 360° swivel locking castor wheels. **Comprising:**

- **2 x PGAS03000I** = WLL 3000kg "Intermediate" A-Frames:
 - Adjustable height **2.188 to 3.188m** max. under lifting eye with 200mm increments
 - A-frame base width is 1726mm
 - 360° swivel, load bearing, locking castor wheels
 - Weight of the A-frames = 70kg each
- **PGBS03000-4570B** = WLL 3000kg "B-section" 4570mm beam with:



PORTA-GANTRY® 500 - 5000 Kg

Unique portable gantry system that can safely lift to 5000kg, with manual assembly on just 4 bolts.



500 - 5000Kg WLL



1-4



92-294Kg flatpack



3 People

- Adjustable 3.65m clear span at maximum setting
- 200mm increments
- Weight of beam = 43kg
- **PGTZO3000** = WLL 3000kg, unique captive beam trolley with manual locking mechanism & master link
 - Weight = 7.2kg

PGSS03000T-4570: PORTA-GANTRY lightweight, aluminium gantry system rated at WLL 3000kg, as a **Tall** configuration c/w 4570mm beam, unique captive beam trolley with manual locking mechanism & 360° swivel locking castor wheels. **Comprising:**

- **2 x PGAS03000T** = WLL 3000kg "Tall" A-Frames:
 - Adjustable height **2.879 to 4.079m** max. under lifting eye with 200mm increments
 - A-frame base width is 2011mm
 - 360° swivel, load bearing, locking castor wheels
 - Weight of the A-frames = 82kg each
 - Ratchet system to assist beam height adjustment
- **PGBS03000-4570B** = WLL 3000kg "B-section" 4570mm beam with:
 - Adjustable 3.65m clear span at maximum setting
 - 200mm increments
 - Weight of beam = 43kg
- **PGTZO3000** = WLL 3000 Trolley, unique captive beam trolley with manual locking mechanism & master link
 - Weight = 7.2kg

Please note the ratchet system attached to each A-frame for assisting with lifting the beam system is **not** for raising or lowering the load to be lifted.

PGSS03000TC4-4570: PORTA-GANTRY lightweight, aluminium gantry system rated at WLL 3000kg, as a "**CUSTOM Tall (TC4)**" configuration c/w 4570mm beam, unique captive beam trolley with manual locking mechanism & 360° swivel locking castor wheels.

Comprising:

- **2 x PGAS03000TC4** = WLL 3000kg "**CUSTOM Tall TC4**" A-Frames:
 - Adjustable height **3.1 to 4.5m** max. under lifting eye with 200mm increments
 - A-frame base width is 2222mm
 - 360° swivel, load bearing, locking castor wheels
 - Ratchet system to assist beam height adjustment
 - Weight of the A-frames = 80kg each
- **PGBS03000-4570B** = WLL 3000kg "B-section" 4570mm beam with:
 - Adjustable 3.65m clear span at maximum setting
 - 200mm increments
 - Weight of beam = 43kg
- **PGTZO3000** = WLL3000 Trolley, unique captive beam trolley with manual locking mechanism & master link
 - Weight = 7.2kg

Please note the ratchet system attached to each A-frame for assisting with lifting the beam system is **not** for raising or lowering the load to be lifted.

PGSS03000TC3-4570: PORTA-GANTRY lightweight, aluminium

Tel: +44 (0)1291 620796

www.reidlifting.com

REID
LIFTING
LIGHTWEIGHT | PORTABLE | SAFE



PORTA-GANTRY® 500 - 5000 Kg

Unique portable gantry system that can safely lift to 5000kg, with manual assembly on just 4 bolts.



500 - 5000Kg WLL



1-4



92-294Kg flatpack



3 People

gantry system rated at WLL 3000kg, as a "CUSTOM Tall (TC3)" configuration c/w 4570mm beam, unique captive beam trolley with manual locking mechanism & 360° swivel locking castor wheels.

Comprising:

- **2 x PGAS03000TC3** = WLL 3000kg "CUSTOM Tall TC3" A-Frames:
 - Adjustable height **3.6 to 5.0m** max. under lifting eye with 200mm increments
 - A-frame base width is 2552mm
 - 360° swivel, load bearing, locking castor wheels
 - Weight of the A-frames = approx. 82kg each
 - Ratchet system to assist beam height adjustment
- **PGBS03000-4570B** = WLL 3000kg "B-section" 4570mm beam with:
 - Adjustable 3.65m clear span at maximum setting
 - 200mm increments
 - Weight of beam = 43kg
- **PGTZO3000** = WLL3000 Trolley, unique captive beam trolley with manual locking mechanism & master link
 - Weight = 7.2kg

Please note the ratchet system attached to each A-frame for assisting with lifting the beam system is **not** for raising or lowering the load to be lifted.

PGSS03000TC2-4570: PORTA-GANTRY lightweight, aluminium gantry system rated at WLL 3000kg, as a "CUSTOM Tall (TC2)" configuration c/w 4570mm beam, unique captive beam trolley with manual locking mechanism & 360° swivel locking castor wheels.

Comprising:

- **2 x PGAS03000TC2** = WLL 3000kg "CUSTOM Tall TC2" A-Frames:
 - Adjustable height **5.1 to 5.5m** max. under lifting eye with 200mm increments
 - A-frame base width is 2730mm
 - 360° swivel, load bearing, locking castor wheels
 - Ratchet system to assist beam height adjustment
 - Weight of the A-frames = 87kg each
- **PGBS03000-4570B** = WLL 3000kg "B-section" 4570mm beam with:
 - Adjustable 3.65m clear span at maximum setting
 - 200mm increments
 - Weight of beam = 43kg
- **PGTZO3000** = WLL3000 Trolley, unique captive beam trolley with manual locking mechanism & master link
 - Weight = 7.2kg

Please note the ratchet system attached to each A-frame for assisting with lifting the beam system is **not** for raising or lowering the load to be lifted.

PG5000 systems:

Tel: +44 (0)1291 620796

www.reidlifting.com

REID
LIFTING
LIGHTWEIGHT | PORTABLE | SAFE

PORTA-GANTRY® 500 - 5000 Kg

Unique portable gantry system that can safely lift to 5000kg, with manual assembly on just 4 bolts.



500 - 5000Kg WLL



1-4



92-294Kg flatpack



3 People

PGSS05000I-4570: PORTA-GANTRY lightweight, aluminium gantry system rated at WLL 5000kg as an **Intermediate** configuration c/w 4570mm beam and unique captive beam trolley with manual locking mechanism & 360° rotation, swivel locking castor wheels.

Comprising:

- **2 x PGAS05000I** = WLL 5000kg "Intermediate" A-Frames:
 - Adjustable height **2.181 to 3.181m** max. under lifting eye with 200mm increments
 - A-frame base width is 1736mm across castor feet.
 - 360° swivel, load bearing, locking castor wheels
 - Weight of the A-frames (with stabilizer & wheel/gear system) = 96.5kg each
- **PGBS05000-4570D** = WLL 5000kg "D-section" 4570mm beam with:
 - Adjustable 3.65m clear span at maximum setting
 - 200mm increments
 - Weight of beam = 71kg
- **PGTZL05000** = WLL 5000 "Large" Trolley for D section beam, unique captive beam trolley with manual locking mechanism & master link
 - Weight = 11kg



A-frames, beam and trolley are portable and the unit is readily manually assembled. A-frames are fitted with a hand wheel/gear system to aid the raising & lowering of the upright/beam. The unit has a fail-safe automatic lock to prevent the upright falling if hands slip off the wheel. This system is not for raising or lowering the load to be lifted, it is for beam height setting only.

Gantry A-frames are fitted with a two position stabiliser leg and castor as standard & now include a mechanical assembly aid point on each.

PGSS05000T-4570: PORTA-GANTRY lightweight, aluminium gantry system rated at WLL 5000kg, as a **Tall** configuration c/w 4570mm beam and unique captive beam trolley with manual locking mechanism, fitted with 360° rotation, swivel-locking castor wheels.

Comprising:

- **2 x PGAS05000T** = WLL 5000kg "Tall" A-Frames:
 - Adjustable height **2.849 to 4.049m** max. under lifting eye
 - A-frame base width is 2011mm across castor feet
 - 360° swivel, load bearing, locking castor wheels
 - Weight of the A-frames (with stabilizer & wheel/gear system) = 106kg each
- **PGBS05000-4570D** = WLL 5000kg "D-section" 4570mm beam with:
 - Adjustable 3.65m clear span at maximum setting
 - 200mm increments
 - Weight of beam = 71kg
- **PGTZL05000** = WLL 5000 "Large" Trolley for D section beam, unique captive beam trolley with manual locking mechanism & master link
 - Weight = 11kg

A-frames, beam and trolley are portable & the unit readily manually



Tel: +44 (0)1291 620796

www.reidlifting.com

REID
LIFTING
LIGHTWEIGHT | PORTABLE | SAFE

PORTA-GANTRY® 500 - 5000 Kg

Unique portable gantry system that can safely lift to 5000kg, with manual assembly on just 4 bolts.



500 - 5000Kg WLL



1-4



92-294Kg flatpack



3 People

assembled. A-frames fitted with a hand wheel/gear system to aid raising & lowering of the upright/beam. The unit has a fail-safe automatic lock to prevent the upright falling if hands slip off the wheel. This system is not for raising or lowering the load to be lifted, it is for beam height setting only.

Gantry A-frames are fitted with a two position stabiliser leg and castor as standard & now include a mechanical assembly aid point on each.

PGSS05000TC4-4570: PORTA-GANTRY lightweight, aluminium gantry system rated at WLL 5000kg, as a "CUSTOM Tall (TC4)" configuration c/w 4570mm beam, unique captive beam trolley with manual locking mechanism & 360° swivel locking castor wheels.

Comprising:

- **2 x PGAS05000TC4** = WLL 5000kg "CUSTOM Tall TC4" A-Frames:
 - Adjustable height **3.1 to 4.5m** max. under lifting eye with 200mm increments
 - A-frame base width is 2222mm
 - Stabilizer leg & wheel/gear system for raising the beam
 - 360° swivel, load bearing, locking castor wheels
 - Ratchet system to assist beam height adjustment
 - Weight of the A-frames (with stabilizer & wheel/gear system) = 80kg each
- **PGBS05000-4570D** = WLL 5000kg "D-section" 4570mm beam with:
 - Adjustable 3.65m clear span at maximum setting
 - 200mm increments
 - Weight of beam = 71kg
- **PGTZL05000** = WLL 5000 "Large" Trolley for D section beam, unique captive beam trolley with manual locking mechanism & master link
 - Weight = 11kg

A-frames, beam and trolley are portable & the unit readily manually assembled. A-frames fitted with a hand wheel/gear system to aid raising & lowering of the upright/beam. The unit has a fail-safe automatic lock to prevent the upright falling if hands slip off the wheel. This system is not for raising or lowering the load to be lifted, it is for beam height setting only.

Gantry A-frames are fitted with a two position stabiliser leg and castor as standard & now include a mechanical assembly aid point on each.

PGSS05000TC3-4570: PORTA-GANTRY lightweight, aluminium gantry system rated at WLL 5000kg, as a "CUSTOM Tall (TC3)" configuration c/w 4570mm beam, unique captive beam trolley with manual locking mechanism & 360° swivel locking castor wheels.

Comprising:

- **2 x PGAS05000TC3** = WLL 5000kg "CUSTOM Tall TC3" A-Frames:
 - Adjustable height **3.6 to 5.0m** max. under lifting eye with 200mm increments
 - A-frame base width is 2552mm
 - Stabilizer leg & wheel/gear system for raising the beam
 - 360° swivel, load bearing, locking castor wheels
 - Weight of the A-frames (with stabilizer & wheel/gear

Tel: +44 (0)1291 620796

www.reidlifting.com

REID
LIFTING
LIGHTWEIGHT | PORTABLE | SAFE

PORTA-GANTRY® 500 - 5000 Kg

Unique portable gantry system that can safely lift to 5000kg, with manual assembly on just 4 bolts.



500 -
5000Kg
WLL



1-4



92-294Kg
flatpack



3
People

system) = 82kg each

- **PGBS05000-4570D** = WLL 5000kg "D-section" 4570mm beam with:
 - Adjustable 3.65m clear span at maximum setting
 - 200mm increments
 - Weight of beam = 71kg
- **PGTZL05000** = WLL 5000 "Large" Trolley for D section beam, unique captive beam trolley with manual locking mechanism & master link
 - Weight = 11kg

A-frames, beam and trolley are portable & the unit readily manually assembled. A-frames fitted with a hand wheel/gear system to aid raising & lowering of the upright/beam. The unit has a fail-safe automatic lock to prevent the upright falling if hands slip off the wheel. This system is not for raising or lowering the load to be lifted, it is for beam height setting only.

Gantry A-frames are fitted with a two position stabiliser leg and castor as standard & now include a mechanical assembly aid point on each.

Tel: +44 (0)1291 620796

www.reidlifting.com

PORTA-GANTRY® 500 - 5000 Kg

Unique portable gantry system that can safely lift to 5000kg, with manual assembly on just 4 bolts.



500 - 5000Kg WLL



1-4



92-294Kg flatpack



3 People

REID Lifting - the best night's sleep in the lifting industry

Systems are type tested at UKAS accredited laboratories	Lifting Equipment Engineers Association (LEEAA) full membership	OHSAS18001 Occupational Health & Safety Management certification
Every individual system is fully inspected or tested prior to shipment	ISO9001 Quality Management System certification	Certification of products by relevant recognised bodies from sockets to systems
Full product design & development Technical Files are available for inspection	ISO14001 certification environment management systems and standards	Safe assembly, operation & maintenance manuals and training provided for all systems

STANDARDS:

The PORTA-GANTRY fully complies with the following:

- Machinery Directive 2006/42/EC
- PPE Directive 89/686/EC
- EN795 Class B:1997 Protection against falls from height
- ANSI Z359.1-2007, ANSI Z359.6-2007, CSA Z259.16-04

Notified Body:SGS United Kingdom (Distinguishing No. 0120) Certificate GB12/85476



Full LEEAA Membership



ISO 9001



ISO 14001



OHSAS 18001



Queens Award Winners



PORTA-GANTRY



PORTA-GANTRY RAPIDE



PORTA-DAVIT



T-DAVIT



PORTA-LIFTER



LIGHTWEIGHT | PORTABLE | SAFE

CALL US

+44 (0)1291 620796

EMAIL US

sales@reidlifting.com

WEB

www.reidlifting.com

All information herein is copyright protected by Reid Lifting Ltd. All company and product names are Trade Mark and Trade Name protected and all REID Product IPR is protected under Patents, Patents Pending and/or Design Rights.

Tel: +44 (0)1291 620796

www.reidlifting.com

